



**FLINT & WALLING**

Zoeller Family of Water Solutions™

FW1253  
1016  
Supersedes  
0913

# Artesian Drive®

- Energy efficient - conserves electricity
- Pre-programmed with seven built-in self-diagnostic test features for comprehensive system protection
- Maintains consistent pressure for multiple sprinkler zone applications
- Saves water with fully adjustable pressure sensor — eliminates water fluctuation for consistent zone spray from 30 to 85 PSI
- Factory tested and preset to exact engineering specifications
- Soft start/stop technology extends pump life and reduces water hammer

## Complete Variable Speed Drive Package for Centrifugal Applications

*“Cruise Control for your Centrifugal Water System”*



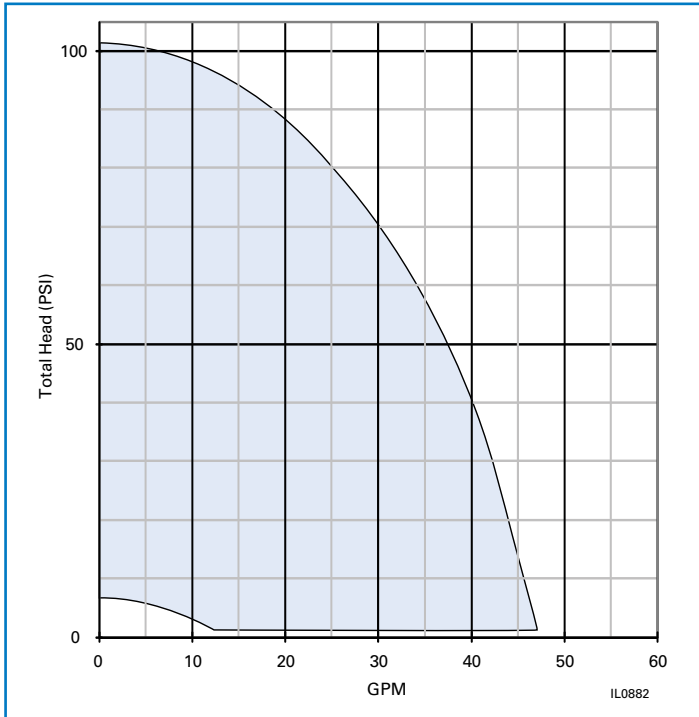
Model	Description	System Includes		
		Pump	Drive	Tank
ADS101C203	2 HP 3 Phase with 1 phase incoming	CJ101C203	AD096074	132661 AT44
ADS101C303	3 HP 3 Phase with 1 phase incoming	CJ101C303	AD096096	132661 AT44
ADS22253	5 HP 3 Phase with 1 phase incoming	C22253	AD150145	132661 AT44
ADS22273	7.5 HP 3 Phase with 3 phase incoming	C22273	AD220210	132661 AT44

# Performance Specifications

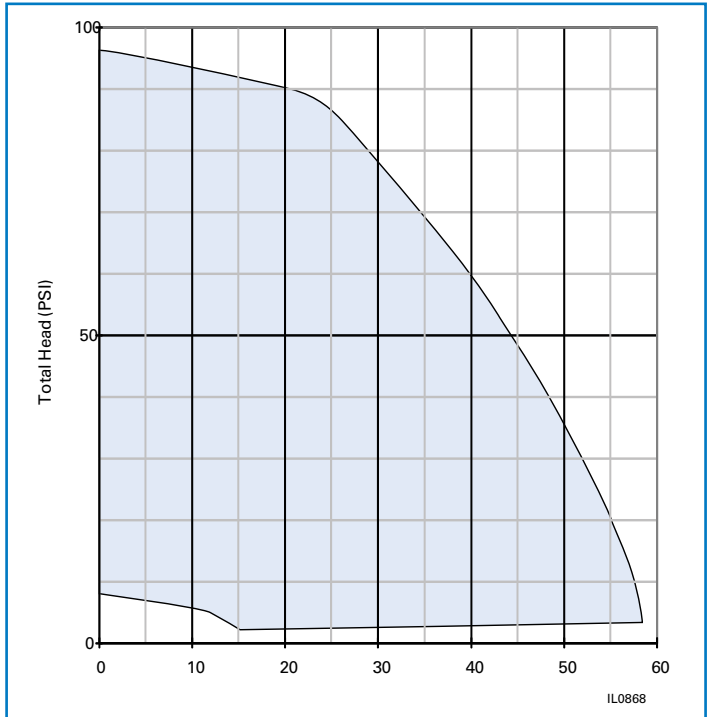


**FLINT & WALLING**

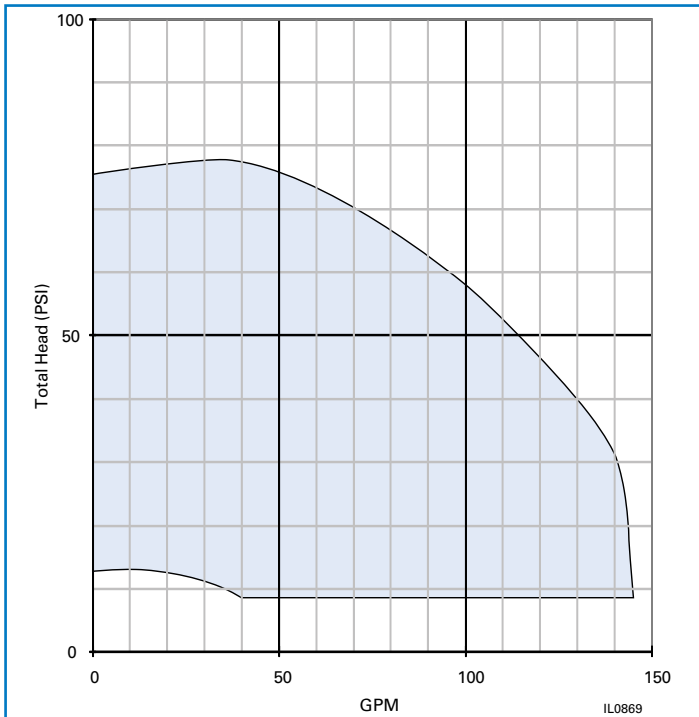
Zoeller Family of Water Solutions™



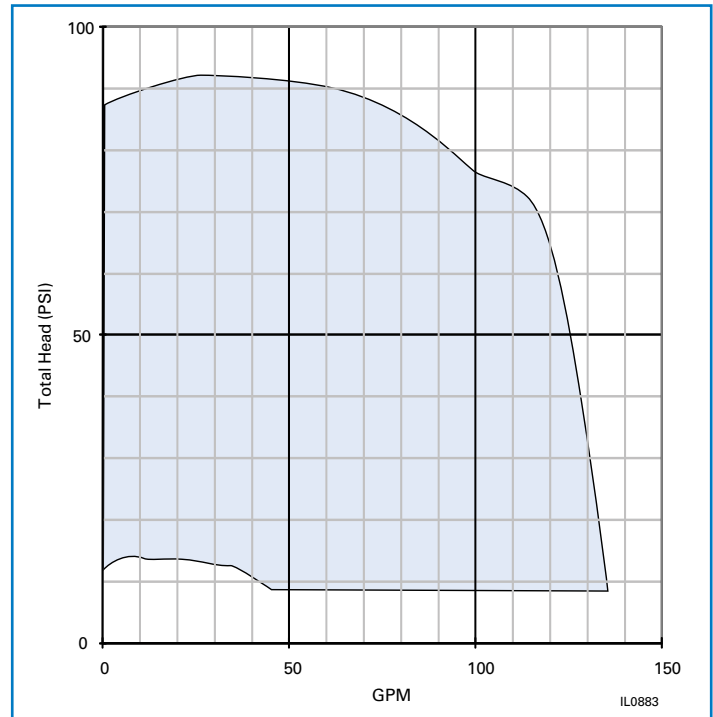
**Model: ADS101C203 2 HP**



**Models: ADS101C303 3 HP**



**Model: ADS22253 5 HP**



**Model: ADS22273 7.5 HP**